


# 0.165" (4.20mm) Pitch Mini Fit Connectors

5557 Series

## SPECIFICATION

Poles: 2-24  
 Voltage rating: AC, DC 250V  
 Current rating: AC, DC, 7A  
 Withstand voltage: 1500V AC/min.  
 Insulation resistance: 1000M  $\Omega$  /min.  
 Temperature range: -25°C ~ +85°C  
 Applicable PC board thickness: 0.031" ~ 0.063" (0.8~1.6mm)  
 Contact resistance: Initial value/10m  $\Omega$  max.  
 After environmental testing/20m  $\Omega$  max.

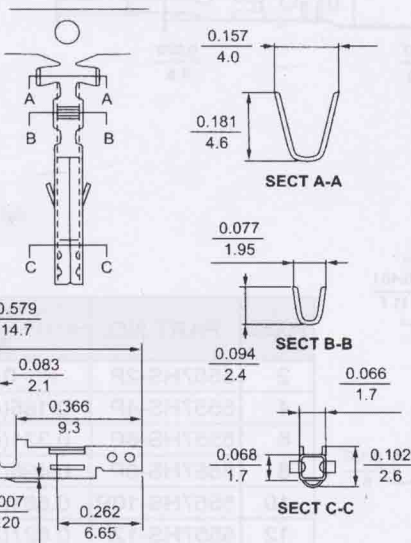


## TERMINAL

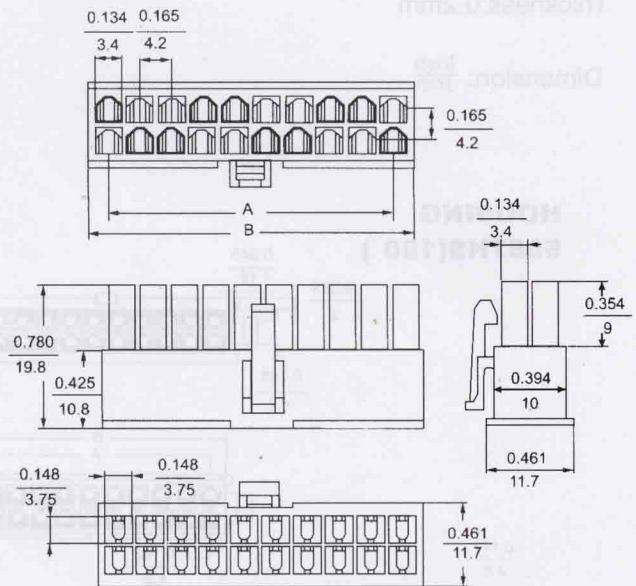
Part No: 5557ST (Female)  
 Applicable wires: AWG#24-18  
 Material: Phos. Bronze (Brass)  
 Finish: Tin/plated 40  $\mu$  "  
 Hardness: EH  
 Thickness: 0.2mm

Dimension:  $\frac{\text{Inch}}{\text{mm}}$

### TERMINAL 5557ST



### HOUSING 5557HP



POLES	PART NO.	Dimension in.(mm)	
		A	B
2	5557HP-2P	0	0.217(5.50)
4	5557HP-4P	0.165(4.20)	0.382(9.70)
6	5557HP-6P	0.331(8.40)	0.547(13.90)
8	5557HP-8P	0.496(12.60)	0.878(18.10)
10	5557HP-10P	0.661(16.80)	0.878(22.30)
12	5557HP-12P	0.827(21.00)	1.043(26.50)
14	5557HP-14P	0.992(25.20)	1.209(30.70)
16	5557HP-16P	1.157(29.40)	1.347(34.90)
18	5557HP-18P	1.323(33.60)	1.539(39.10)
20	5557HP-20P	1.488(37.80)	1.705(43.30)
22	5557HP-20P	1.654(42.00)	1.870(47.50)
24	5557HP-20P	1.819(46.20)	2.035(51.70)

# 0.165" (4.20mm) Pitch Mini Fit Connectors

5557 Series

## SPECIFICATION

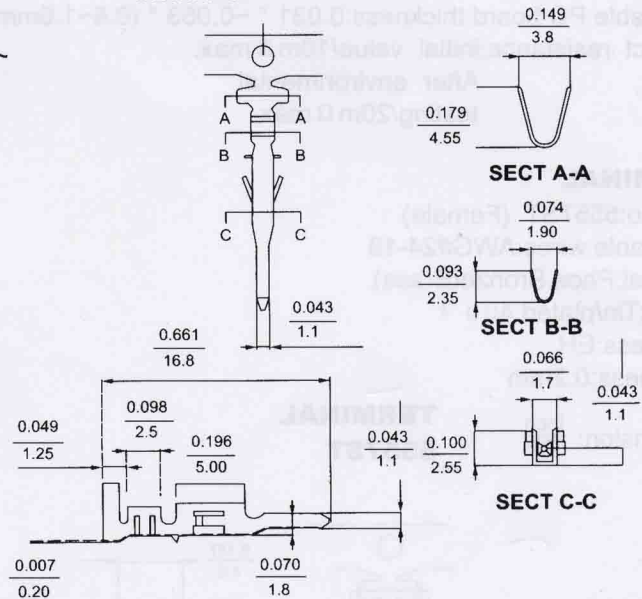
Poles:2-24  
 Voltage rating: AC,DC 250V  
 Current rating: AC,DC,7A  
 Withstand voltage:1500V AC/min.  
 Insulation resistance:1000M $\Omega$ /min.  
 Temperature range:-25 $^{\circ}$ C ~ +85 $^{\circ}$ C  
 Applicable PC board thickness:0.031" ~0.063" (0.8~  
 Contact resistance:Initial value/10m $\Omega$  max.  
 After environmental testing/20m $\Omega$  max.

## TERMINAL

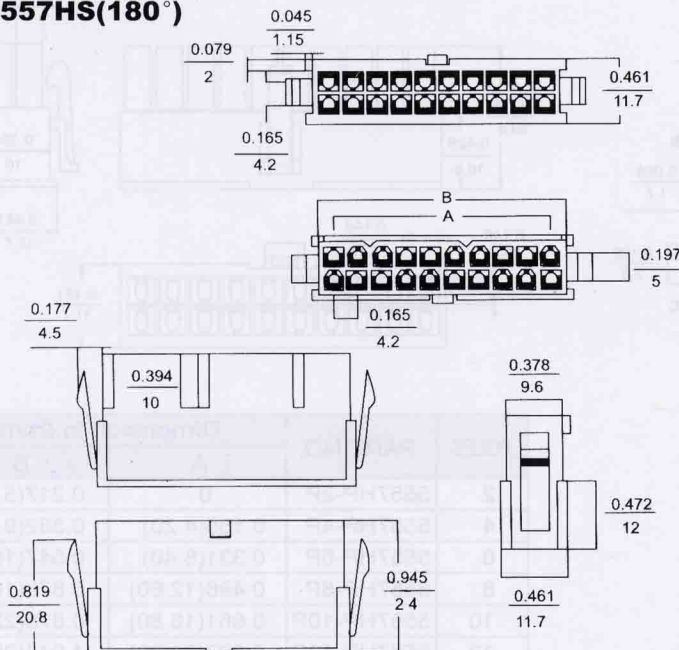
Part No:5557PT  
 Applicable wires:AWG#24-18  
 Material:Phos.Bronze(Brass).  
 Finish:Tin/plated 40 $\mu$ "  
 Hardness:EH  
 Thickness:0.2mm

Dimension:  $\frac{\text{Inch}}{\text{mm}}$

## TERMINAL 5557PT



## HOUSING 5557HS(180 $^{\circ}$ )



POLES	PART NO.	Dimension in.(mm)	
		A	B
2	5557HS-2P	0	0.217(5.50)
4	5557HS-4P	0.165(4.20)	0.382(9.70)
6	5557HS-6P	0.331(8.40)	0.547(13.90)
8	5557HS-8P	0.496(12.60)	0.878(18.10)
10	5557HS-10P	0.661(16.80)	0.878(22.30)
12	5557HS-12P	0.827(21.00)	1.043(26.50)
14	5557HS-14P	0.992(25.20)	1.209(30.70)
16	5557HS-16P	1.157(29.40)	1.347(34.90)
18	5557HS-18P	1.323(33.60)	1.539(39.10)
20	5557HS-20P	1.488(37.80)	1.705(43.30)
22	5557HS-20P	1.654(42.00)	1.870(47.50)
24	5557HS-20P	1.819(46.20)	2.035(51.70)

# 0.165" (4.20mm) Pitch Mini Fit Connectors

5557 Series

Material:Nylon66 UL94V-2

Contact:Brass

Finish:Tin-plated 40 μ "

Tolerance:±0.3mm

Poles:2-24

Part No:5557S(180°),5557R(90°)

Material & Finish

Insulation:Nylon 66 UL94V-2

Color:Nature

Contact:Brass

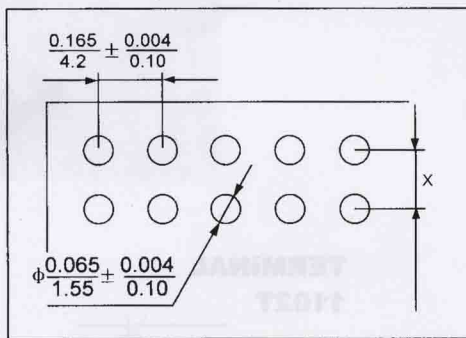
Plating:Tin/50 μ "

Dimension:  $\frac{\text{Inch}}{\text{mm}}$

X:

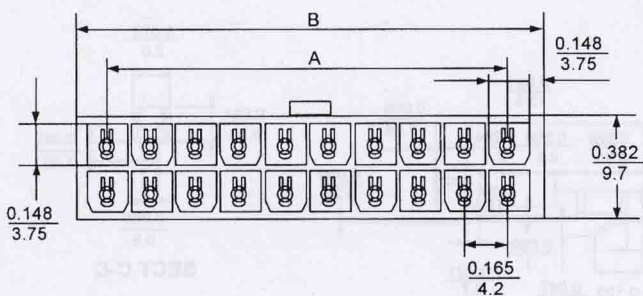
- 1.The solid straight pin is 4.2mm(0.165)
- 2.The bend or empty straight pin is 5.5mm(0.216)

## P.C.B LAYOUT

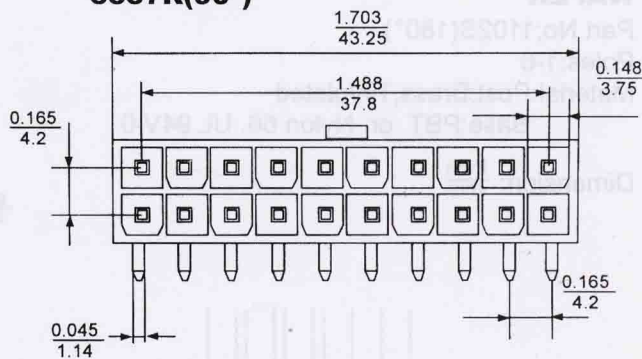


POLES	Dimension in.(mm)	
	A	B
2	0	0.217(5.50)
4	0.165(4.20)	0.382(9.70)
6	0.331(8.40)	0.547(13.90)
8	0.496(12.60)	0.878(18.10)
10	0.661(16.80)	0.878(22.30)
12	0.827(21.00)	1.043(26.50)
14	0.992(25.20)	1.209(30.70)
16	1.157(29.40)	1.347(34.90)
18	1.323(33.60)	1.539(39.10)
20	1.488(37.80)	1.705(43.30)
22	1.654(42.00)	1.870(47.50)
24	1.819(46.20)	2.035(51.70)

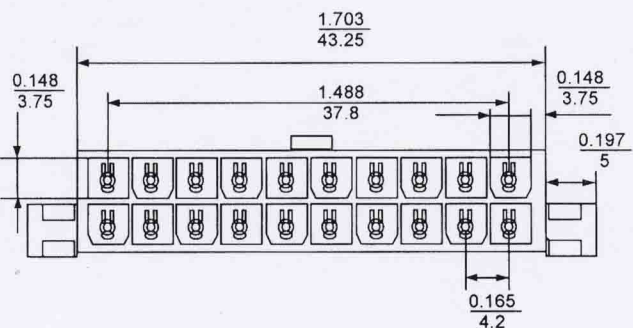
## WAFER 5557S(180°)



## WAFER 5557R(90°)



## WAFER 5557S/E(180°)



## WAFER 5557R/E(90°)

